

THE
CATALYST
OF
POWER

THE ASSEMBLAGE POINT OF MAN



JON WHALE, PH.D

About Jon Whale, PhD

Jon Whale is an autonomous research development scientist, these days working almost exclusively on medical and psychological applications. He is a psychologist, life script analyst, graphologist, electronic design and development engineer, experienced in a diversity of esoteric and mystical disciplines and an international author, having written and published numerous articles, monographs and books.

The Catalyst of Power (Demonstration Copy) by Jon Whale, Ph.D

THE CATALYST OF POWER

Jon Whale, Ph.D.

DragonRising Demonstration eBook Second Edition

Text, script, drawings, photographs and artwork © 2001 by Jon Whale, Ph.D.

All rights reserved.

The contents of this book may not be reproduced in any form, except for short extracts for quotation or review, without the written permission of the publisher.

Dr. Jon Whale asserts the moral right to be identified as the author, inventor and research development scientist of electronic gem therapy and the various associated ancillary therapies and treatment procedures, including the medical application of assemblage point diagnosis and correction procedures.

First published by Findhorn Press in 2001

Second edition published by DragonRising in 2006

Published By:

DragonRising Publishing

18 Marlow Avenue, Eastbourne, East Sussex, BN22 8SJ, United Kingdom

+44 1323 729 666 (*International*) or 01323 729 666 (*Within UK*)

<https://www.DragonRising.com/>

This is the limited Demonstration Copy of 'The Catalyst of Power: The Assemblage Point of Man' by Dr Jon Whale, Ph.D. For further information, contact DragonRising or visit the Catalyst of Power webpage:

https://www.DragonRising.com/store/catalyst_of_power/

Contents

About Jon Whale, PhD.....	2
Contents	4
Acknowledgments	7
Disclaimer	8
Editorial Preface	9
Introduction to the Second Edition	13
Chapter 1. The Missing Link: The Assemblage Point of Man	16
Diseases of The Second Body.....	18
Misalignment Causes Mental and Physical Health Problems.....	19
Left and Right Sided Awareness.....	24
Brain Frequencies And Health.....	25
The Stress of The Shift to The Right.....	28
The Dangers of The Shift Below.....	29
The Trap of the Shift to the Left.....	30
The Missing Link to The Limitations of Western Medicine	32
Chapter 2. The Key To The Paradoxes Of Life	33
The Search for Enlightenment	33
Abnormal Locations of the Assemblage Point	36
The Two Apertures of Death.....	37
Carlos Castaneda and The Assemblage Point	39
Left And Right Brain Realities	40
The Four Left Brain Lobe Circuits	41
The Four Right Brain Lobe Circuits	42
The Nuisance of Tunnel Realities.....	44
The Urgency for Assemblage Point Therapy.....	46
Chapter 3. The Hazards of Drugs, Toxins, Poisons, Pollution And Brainwashing.....	49
Prescribed Drugs	51
Tobacco	54
Alcohol.....	54
Cannabis.....	55
Recreational Drugs	56
Hallucinogenic Drugs.....	56
Toxins, Poisons and Pollution	57
Brainwashing, Violence and Intimidation.....	61
Patients' Rules for Practitioners	63

Chapter 4. Locating And Experiencing The Assemblage Point	65
Characteristics of the Assemblage Point	67
Where to Look for the Assemblage Point	68
Finding the Location of the Assemblage Point	70
Finding the Assemblage Point by Muscle Testing	72
Locating the Assemblage Point using Biofeedback	74
Seeing the Assemblage Point Location	74
Confirming the Location	75
Patients' Considerations	75
Shadows And Splits	75
Infants and Children	76
The Frequency of Health.....	76
Chapter 5. Correcting The Assemblage Point For Health	80
Accelerating Personal Development.....	82
The Shaman's Blow	83
Shifting Tools.....	83
The Sliding Shift.....	86
How to Instruct Your Subject Or Patient.....	89
Clinical Shifting	89
Confirming The New Location	91
The Period Between Assemblage Point Shifts	92
Who Can And Cannot Shift Assemblage Points	92
Stick to The Procedures And Rules	93
Contra-indications And Limitations	94
Shifting the Assemblage Point with Energy Medicine	95
Chapter 6. The Electronic Doctor	97
The Ancient Origins of Energy Medicine	97
The Medical Power of Precious Gems	103
Powdered Gem Medicines of Tibet	105
Ancient Medical Preparations of Diamond	106
Ancient Medical Preparations of Blue Sapphire	107
Gem Stones are Reservoirs of Pure Radiating Energy.....	108
Natural Crystals or Polished Gem Stones?	108
Natural Healing Frequencies.....	109
European, Indian and Tibetan Prescriptions	109
The Gem Stone Colour Code and Mixtures.....	111
Most Commonly Used Gem Mixtures	112
Chapter 7. Rehabilitating The Frequencies And Energies Of Serious Diseases	113
Electronic Medicine	114
To Cure — Target The Source of The Patient's Disease.....	115
Acute and Chronic Pain.....	116
Emotional Shock And Exhaustion	118
Nervous Disorders	119
Skin Diseases	120

The Catalyst of Power (Demonstration Copy) by Jon Whale, Ph.D

Viral And Bacterial Infections	125
Asthma and Allergies	129
Accidents And Injuries.....	131
Muscular and Skeletal Problems.....	134
The Future For Cancers And Degenerative Diseases.....	136
Epilogue.....	144
Postscript	147
Misrepresentations of the Assemblage Point	148
Misrepresentations of Electronic Gem Lamp Therapy.....	149
Appendix I. Assemblage Point Treatment and Record Form.....	151
Medical Analysis and Treatment Record Form	153
Assemblage Point Correction Record Form	157
Appendix II. Assemblage Point Shifting Crystals.....	159
How to Construct An Assemblage Point Shifter.....	161
Appendix III. The Background and Development of Electronic Gem Lamp Therapy	163
Hand Held Instruments	163
Caduceus Lux I	165
Caduceus Lux II and III.....	167
The Electronic Caduceus.....	169
Caduceus Lux III Specifications	171
Appendix IV. Compromising Patients' Health For Profit	173
Check List For Patients	174
Check List For Therapists.....	175
Deceptions, Exploitations and Pretenses	176
Appendix V. Scientific Validation of the Assemblage Point and Electronic Gem Lamp Therapy	179
The Placebo Trial	180
The Assemblage Point Acid Test.....	181
Appendix VI. Science — The Concluding Resolution	186
The Enigma of Life's Vitality	187
The Quantum of Healing	187
The Secret Behind the Success.....	189
Dangers Caused to the Progress of Science by Misinformation.....	193
Bibliography	194
Other Books By Jon Whale	195
Other Products by DragonRising	196

Acknowledgments

I wish to express my thanks to the thousands of individuals who have contributed and participated over the years. I would especially like to convey my indebtedness to those patients whose illness and suffering provided the testing ground for the medical discoveries outlined in this book. I hope that my rather arbitrary choice of accounts of personal experiences express the immense possibilities of these discoveries adequately enough to spur the curiosity of fellow researchers and practitioners.

Disclaimer

Laboratory analysis providing the haematology, biochemistry, microbiology and parasiteology data along with the many other diagnostic procedures available are paramount for the correct medical management of disease. Modern drugs and surgery are life saving . This book is a reference work, not intended to diagnose, prescribe or treat. The information contained herein is in no way to be considered as a substitute for consultation with a professional physician. Those who use the Assemblage Point or any other techniques described in this book do so by their own choice and, whilst if carried out according to the instructions in this book they may prove efficacious, neither the author nor the publisher promise, guarantee or accept responsibility for any specific results.

Editorial Preface

By Prof. Elena Evtimova. Ph.D

Dear readers you are at hand to meet the book of an unusual man, who has dedicated all his conscious life, his personality and his essence to study and to carry through the knowledge of the truth about the kern of the human consciousness. Dr Jon Whale is who managed to unify the ancient clairvoyants' knowledge of the assemblage point and its role for the state completeness and well-being of the man with the contemporary scientific achievements and technologies.

I am sure that anyone who has read Carlos Castaneda's books always has wondered what the assemblage point is and what kind of shifts are that his benefactor don Juan made, so that his apprentice Carlos entered in altered states of consciousness, in that his perceptions broaden many times their spectrum, intensity and clarity. The Catalyst is the book, where you shall find the strict and scientific explanation of all these mysteries. The man's assemblage point, existing from the beginning of the humanity, in reality now receives that attention it deserves as an epicentre of the physical and the energy bodies of the human being. It is the leading principle that determines the condition of our physical, emotional and psychological prosperity, in the case it is on the correct, centred and stable location. Depending on the assemblage point shifts from its centred location are our failures as on the physical so on the emotional, psychological and even to the soul and spiritual levels.

This book is a confirmation of the well known fact that all what is of genius is simple and clear, after the discovery has been done. Due to his searchings and efforts through the years Dr Jon Whale has created a map of the assemblage point locations (see fig. 1.5) of the man. From the map one can see explicitly how the assemblage point locations are connected with our physical, emotional and psychological health, way of thinking and perception of the world. The map is an inestimable assistant in the realization the role and importance of that missing link in the recent day's science, thanks to what the contemporary humans could achieve an expression of their full and creative potential as physical and creature of awareness.

Dr Whale's investigations manifest how the human consciousness could benefit elasticity and how armed with the basic knowledge about the assemblage point one could attain widening of the range of right actions for the one's own welfare and for the welfare of the group and the world. The AP location regulation and the manipulation of the perception energy beam entry angle is a methodology by means of which one can find physical, emotional and psychic health. It also gives us the possibility to gain energy and power and through these to achieve inner wisdom, love, expression freedom and collaboration with the naturally implanted potential capabilities into the human being. It turns out to be one of the ways to the many planes and fields of prosperity into the human existence. It is a way of fulfilment our true life desires, a way that suggests the opportunity to gain and save power during the interactions with the environment, instead of depleting ourselves and the world around us. If our assemblage point at the central position and our perception energy beam is horizontal then this is the state that enables us to choose such modes of

acquisition material goods that do not enter into contradiction with the others. Regulating the assemblage point location and the perception energy beam we can achieve harmony and consonance between our interests and those of the World, so that it would not oppose but will cooperate to us. Then we can feel joy and happiness, and success, and satisfaction and pleroma of the life since we have chosen the right path.

I shall allow myself to make an extract from the lately announced Toltec teachings existing after Theun Mares since 18 million years on the Earth. This knowledge, represented in front of the public at first by Carlos Castaneda and later by many others, is concerned mainly with the essence of the human energy body and the ways of its interactions with the Universe. According to these teachings and their Truths of Awareness everything into the Universe is built up from an infinite number of energy fields resembling vibrating threads of light. On the language of physics it can be said that these are the Strings of the Universe, that have their own wave form (function) and they are ruled by the corresponding equations into a multidimensional space.

As the man is a small part of the Universe, one can say that the human energy body is constituted of certain composition of such threads. Its form is ellipsoidal (egg-shaped) and in some rare cases it can be spherical. The illustration on fig. 1.1 inside the text of the book shows how the human energy body looks like. The energy threads building our energy body have vibration frequencies that are characteristic for the human energy bundle. 'The height of this egg is equal to the length of a man's body with his arms fully extended above his head on the vertical axis, and its width is that of a man with his arms extended outwards from the centre of his body along the horizontal axis. This egg is known as the cocoon of man.' This name probably takes its origin from the idea that our physical body is surrounded and protected from the energy one like the silkworm by its cocoon. In other words, there is around each living being a surrounding vibrational energy field. It consists of the well known electromagnetic and quantum fields and besides there are components that are to be discovered by the future science. This egg-shaped energy field carries and also characterizes our individual consciousness that distinguishes us from the other and the world as a whole. The notion that is often met in the literature, namely the human aura means mainly the electromagnetic part of the human energy cocoon.

In its ideal mode the human energy body is subjected to the symmetry principle, i.e. it has to be symmetric towards the central energy meridian passing by our spinal column. Through the energy beam entering the assemblage point any human being is able potentially and actually to align the energy threads inside the cocoon with different energy threads outside it and in this way to establish any resonant state with a variety of energy-informational structures of the Universe.

It is important to know that there exists a specific cohesion force among all the energy threads that welds them together and does not allow to be divided. As independent structure the energy strings of the human cocoon have a specific epicentre around that they are consolidated. The mutual centre of all human vibrations is the Assemblage Point. The Assemblage Point is that energy sphere through which pass all the energy threads of the human awareness perceptions. If one can see it, it looks like a bright sphere 1-2 cm in diameter located for a normal healthy man at the level of the shoulder blades.

As a result of his expert practice Dr Whale has come to the next basic rules valid for the Assemblage Point (<http://www.whalemedical.com/ap1f.html>). During the time they have been confirmed by many other investigators and practitioners as in England so in many other places over the world.

1. At the physical, emotional, atomic and quantum levels, a human being is an independent oscillating energy field. All oscillating energy fields by virtue of the fact that they are oscillating must have an epicentre or vortex of the rotation. The epicentre of the human energy field is called the Assemblage Point.
2. The location and entry angle of the Assemblage Point with respect to the physical body dictates the shape and distribution of the human energy, as does disease.
3. The shape and distribution of the human energy field are directly proportional to the biological energy and activity of the organs and glands in the physical body, and the quality of the emotional energy.
4. The biological activity of the organs and glands determines the position of the Assemblage Point and thus the shape and distribution of biological energy throughout the physical body.
5. The location and entry angle of the Assemblage Point has a direct influence over the biological activity of all of the organs and glands including the brain and these have a direct influence on the location of the Assemblage Point.
6. The location and entry angle of the Assemblage Point regulates how we feel and behave, disease also dictates the Assemblage Point location and entry angle.
7. For better or worse, manipulation or misappropriation of the Assemblage Point location and entry angle facilitates effects the way we feel and the manner in that we behave, our state of health or disease and our expectations of recovery from disease.

Into Dr Whale's book you will find yet much important information concerning the stages and the development of the human consciousness, the functioning and the chains of the left and right brain hemispheres, the role of the grate centers ruling our blood circulation such as the liver and the spleen for the health and how the disturbances in their functioning are the cause for some incurable by the conventional medicine symptoms and disorders. Here one can find clear explanation of the significance of the different brain wave types, their frequencies and the most important - the fact that they are inextricably bound up with the assemblage point location. A very essential point into the book is the clarifying the connection between the assemblage point state and position and such obnoxious disease as schizophrenia and epilepsy.

Also you will acquire a concept about the real value of the precious stones (gems), their healing properties and the ways they can be applied for medical treatment. It can be said that the mystery and the real power of gems has been revealed and also is established a new beginning of their present exploration for people's benefit. Using the contemporary scientific achievements and technology Dr Jon Whale invented and applied the electronic gem lamp therapy and gem lamp chakra energizers. These new technologies have been in use for years in England and many other countries. This type of therapy is based on the principle of deleting the parasitic and stressful

programs implanted into the cells by the incidents in our lives and replacing them with new and healthy programs at the same level. The electronic gem lamp therapy creates synchronization conditions for all inner body health regulation mechanisms, and often after its application there is no need of any further drug or supportive therapies. Through the cited many cases from the Dr Whale's clinical practice one can see how effective is the electronic gem lamp therapy in such traditionally regarded as incurable complaints as psoriasis and eczema, myalgic encephomyelitis, asthma and many types of allergies. With the help of the electronic gem lamp therapy it is possible to balance the human being in case of iatrogenic disease that is a disease that is a consequence of a former medication treatment. All that is possible due to the fact that through this type of energy influence over the patients' chakras, organs, glands and systems in reality a reversion of the assemblage point central location is accomplished. This position is the most favourable for the human health and psychological stability. When that is done one has the freedom to develop him/her by the natural and society laws. For now I do not know something to be more beneficial about a common man!

Sofia, July 2005 Elena Evtimova.

Section of Physics, Department of Language Learning,

Sofia University, 27 Kosta Lulchev Str. 1111 Sofia. Bulgaria,

http://www.deo.uni-sofia.bg/index_en.html, e-mail: aloniar@abv.bg

Introduction to the Second Edition

It is rare that a researcher has an opportunity to present an original contribution containing numerous major scientific and medical discoveries, based on some 30 years of research. The discoveries and techniques outlined here are so universally important for humanity, that I predict that this book will be of interest to a wide body of readers for a very long time to come. It is much more than a scientific or medical book for it contains powerful knowledge, together with the precise details of the techniques for the application of this knowledge for the benefit of humanity. Knowledge is power and the discovery of the human Assemblage Point and its total domination over our birth, development, mental and physical health and our death will eventually be acknowledged as one of the great scientific discoveries of the last century.

The non-scientific reader will not find this book tough going. I have written this book specifically for a non-scientific audience. The knowledge and techniques are so powerful and effective that I felt they should be freely available to everyone. I have concluded that, no matter what their training or background, those who have read my earlier papers or have experienced the dramatic beneficial effects of Assemblage Point correction and management, have gained very definite and long lasting new awareness, together with profound improvements in their mental, physical health and spiritual well being accompanied by an enrichment in their relationships and standards of living.

The information that is presented here is not theoretical, it has been tried and tested over many years on thousands of ordinary men and women. For many patients with chronic health problems, it has provided a short cut back to health, normality and freedom. Many readers have personally undertaken to learn and put into practice the methods outlined here and have been able to put the knowledge into practical application in their own lives. Many of them can now provide profound assistance to other people burdened with chronic mental or physical health problems. They can testify and confirm the effectiveness of the methods.

At first glance this may look like a medical book, this is because it has been necessary to use the application of the information not just for the benefits of ordinary people but also to inform the medical profession. The results had to be proved and the only way to do that was to test them out on difficult problems. It was necessary because so many relatives and friends had acquired health problems that refused to respond to other medical treatments. The methods have been used to treat and cure patients with psychological and physical diseases, that have not responded to orthodox or alternative - complementary medicine. Aside from the diversity of their symptoms and complaints, or the official diagnosis, there was a singular enigmatic fundamental principal that had changed prior to the onset of their illness that had triggered a profound disturbance in their energy levels. This work over the years has provided thousands of patients' case studies, some of which I have included to prove to you the efficacy and benefits of the discovery of the human Assemblage Point. I have included sufficient examples of individual's personal experiences to enable most readers to find

that they or someone close to them will be able to relate in a meaningful way to at least one of them.

This book and the methods and techniques expressed here have slowly developed over a long period. There has been more than adequate time to develop, improve and prove the methods used, under adequately controlled conditions. There has been sufficient time to integrate all of the years of collected data to furnish a current scientific and medical position with which the author is relatively satisfied.

All forms of power have to be contained and controlled with sobriety and good ethics. Where any form of power is concerned, safety rules and standards of use have to be applied and I have set out here a working base of guidelines and standards that should be adhered to or improved upon.

Over the last fifteen years or so, many others, including researchers, doctors and therapists, have independently experienced and confirmed what is documented in this book. Other people, from differing backgrounds and having other expertise and goals, can now utilise these methods in pursuit of their personal growth, professional development and areas of research. Those interested in using Assemblage Point science within their fields of interest now have numerous thoroughly tested methods and techniques to apply. I am confident that the publication of the Assemblage Point papers will trigger a new enthusiastic wave of scientific and medical research, that will bring enormous benefits to the planet.

This book exposes and solves many mysteries of antiquity. The Assemblage Point is the missing link that has been holding back scientific, medical and social progress. Indeed history has wasted colossal sums of money and human effort because conventional science has overlooked an underlying fundamental principal: the human Assemblage Point and many millions of humans have suffered and are continuing to suffer unnecessarily.

This book demonstrates the clinical application and development of numerous innovative procedures that produce astoundingly consistent and rapid results. The claims are supported with case studies that are abstracts from various practitioners' patient files. All of the cases are genuine. The majority are all chronic cases that have failed to respond to orthodox medicines or psychological therapies. Many of the patients included in this book had resorted to alternative and complementary therapies in an attempt to find a cure without success. Within these case studies of electronic gem lamp therapy the placebo effect cannot be credited for the results. The placebo effect does not come into the equations. These patients had ample opportunities to get well with the various medications and therapies that their doctors, hospitals and therapists had prescribed. The fact that these simple and economical procedures have worked where other expensive therapies had failed is what makes the cases so extraordinary. The Assemblage Point and other procedures outlined will eventually have a profound effect on all conventional medical practices, many of that will have to be modified and overhauled to include the new medical and physiological discoveries outlined. Apart from the obvious benefits for the ordinary person, the contents of this book are of immense professional importance to surgeons, physicians, psychiatrists, psychologists, alternative and - complementary therapists, social and rehabilitation workers. The book also presents enormous financial benefits for insurance companies, corporate bodies, businesses and competitive sporting activities.

The Catalyst of Power (Demonstration Copy) by Jon Whale, Ph.D

More remarkably, the exposure of the Assemblage Point factor is greatly accelerating and reinforcing the increasing inclinations of the general public to depart from their traditional trusting patient attitude and to take control of their health and personal, social and spiritual development.

Jon Whale

February 2006

Chapter 1.

The Missing Link: The Assemblage Point of Man

It is a scientific fact that energy systems are assembled from an epicentre. Galaxies, stars, planets, molecules and atoms are all energy systems that oscillate. By virtue of the fact that they are oscillating, they all have a centre of rotation. Other types of oscillating energy systems, such as electricity generating stations, radio and television transmission stations or mobile telephones also have an epicentre. Gravity and magnetism are examples of force and energy fields upon that our lives depend, yet the eye cannot see them. These energy fields radiate from a spinning central point called the epicentre. For example, the Earth's magnetic field extends into space where it protect the earth's atmosphere from being blown away by solar storms. If we could see it from above, it would look like a massive doughnut and, like a doughnut, it has a hole at the north and south poles, the axis of its epicentre passes through the hole. Its location in space is on three axes, X, Y and Z. The X axis is across the equator through the centre of the Earth, the Y axis is across the magnetic north and south poles while the Z axis is at 90 degrees to the X axis on the Earth equator and also passes through the central core of the Earth. The Crux or the cross point of the magnetic field is in the centre of the earth. At the magnetic centre, the crux or the cross point, the north and south pole magnetic fields are at zero due to the fact that the field change polarity from north to south, this is the true centre and should be understood in order to comprehend later discussions concerning the Assemblage Point, (figure 1.1).

Radio waves, infrared, ultra violet, X-rays and gamma rays are all invisible waves that make up the Frequency Spectrum; their origins can all be traced back to their epicentre. The human eye is sensitive to a narrow band of frequencies called light, and can only see a minute percentage of the frequency spectrum, that radiates from our Sun. From this perspective, we are all ignorant of what is actually going on in the unseen universe around us.

When white light strikes an object, the surface of the object vibrates at a specific frequency that is equivalent to the colour seen. For example, the colour of the light reflected by the metal gold is predominantly yellow, therefore gold's natural vibration wave length is 590 nanometres or around 612 billion cycles per second. Gold absorbs all other frequencies or colours except yellow. By contrast, the metal silver has the capacity to vibrate at and reflect all colours or frequencies of the light spectrum and many other frequencies besides. It is for this reason we use silver metal to plate the glass of mirrors. When we look into a mirror, the silver provides us with a true reflection of the colours of our physical form, it also reflects images of us that we cannot see but that can be detected by electronic instruments.

The narrow band of frequencies of white light is made up of millions of different frequencies and each individual frequency represents a different colour or tone. Modern semiconductor solar panels collect light and convert it into electricity or electron flow. Television cameras collect light and convert it into electronic pulses that

are decoded by the television set to reproduce the picture. The eye collects light and converts it into electrical pulses that travel along the optic nerve and are decoded by the brain. Very few of us comprehend that what we see of the world around us is not the real thing, it is a model or an image constructed inside our brain. The brain's model of the external reality is censored by our individual expectations and beliefs. The brain's model of reality can be seriously distorted by intimidation, illness, fever, drugs or toxins.

Although our eyes cannot see individual electrons or atoms, they can see the frequency at which electrons vibrate at in the form of colour. However, the human body can feel electron flow; most of us have experienced the shock caused by static electricity from cars or nylon carpets. Where electrons flow there is electrical current, where there is current, then there are voltages and relating magnetic fields. Conversely, where there are electromagnetic fields, they will induce electron flow from one atom to the next, generating electricity.

The atoms of the molecules that make up a living cell rhythmically exchange their outer circle or shell of orbiting electrons with electrons from adjacent atoms. A molecule is a group of atoms that are linked by the outer shell of orbiting electrons. The molecule of water, for example, is constructed of two atoms of hydrogen gas and one atom of oxygen. The electrons of the hydrogen and oxygen atoms rhythmically exchange their orbits at very high speeds, and this exchange of each atom's electrons ties the oxygen atom and the two hydrogen atoms together, forming water.

The circulating high speed dance of the outer shell of electrons in a molecule continually defines and maintains the molecule's structure. Living cells are made up of a large structure of interactive molecules. Within the living cell, electron flow creates small magnetic fields. The health and vitality of a person is reflected in the flow of energy in their cellular body. The overall flow in the body creates a larger magnetic field surrounding it. This field has a number of smaller modulated fields inside it. These fields relate to the functions of the internal organs and glands. There are electron flow pathways or channels, that extend from the brain, to all the organs and glands, and throughout the body, to the hands and feet. The human body is a miraculous system of some 100 billion individual living and dying cells.

Over one hundred years ago science demonstrated that surrounding every atom is a cloud of electrons. This fact proves that everything in the material universe, including the human body, consists of electrical energy. The human body is a complex electrical energy system and, over a century later, this scientific fact has largely been ignored by medical science. Therefore it is not surprising that medical science has yet to discover the epicentre of the human energy system. The flow of electricity in the human body controls and affects this rhythmic exchange of electrons. Emotional traumas, drugs and infections, for example, can completely disrupt the body's natural rhythms and levels of electron exchange - we literally experience an emotional electric shock. The effects can be measured and recorded by sensitive electronic voltage or current meters and various electronic medical chart recorders. Besides the body's electricity, there is an unquantifiable and unseen energy factor that can exercise its will over the body's 100 billion individual living cells. This is the life force or spirit entity that is part of every living human.

Diseases of The Second Body

Surrounding and permeating every cell of a living person is a vibrating energy field. It is an egg-shaped pressure field that contains and characterises our individual consciousness and state of being from that of others and the universe at large. In other words, we all are an individual energy system that can, to a large extent, move around and function independently, under the direction of our will. Our physical body is encapsulated in an oscillating energy field that has a boundary. The characteristics of each person's physical and psychological makeup will be reflected in the frequency and extent of their energy field. Other descriptions for this field are the human aura or body's quantum and atomic energy field; some scientists call it the unified field. Every living person has an oscillating energy field and scientifically and, in reality, all of us have an energy epicentre. The human energy field epicentre is a very bright spot of high energy that the trained person can feel or see. The vortex or epicentre of the human energy system is called the Assemblage Point of man. It is called the Assemblage Point because we are assembled in the womb from the umbilical cord that connects us to the placenta of our mother. The major input of energy enters the developing foetus via the navel.

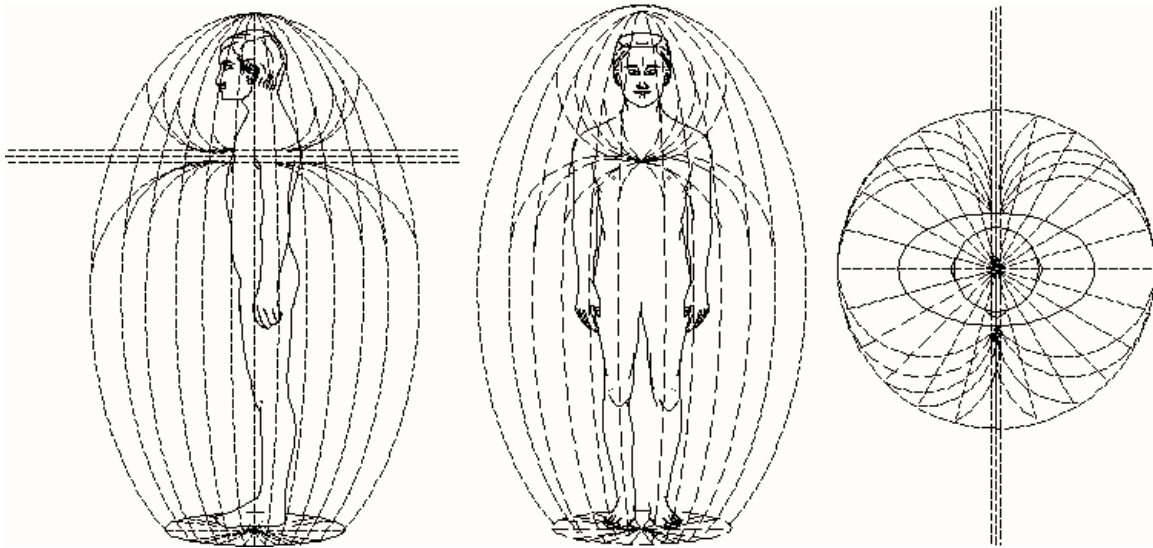


Figure 1.1 The human energy field showing the Assemblage Point.

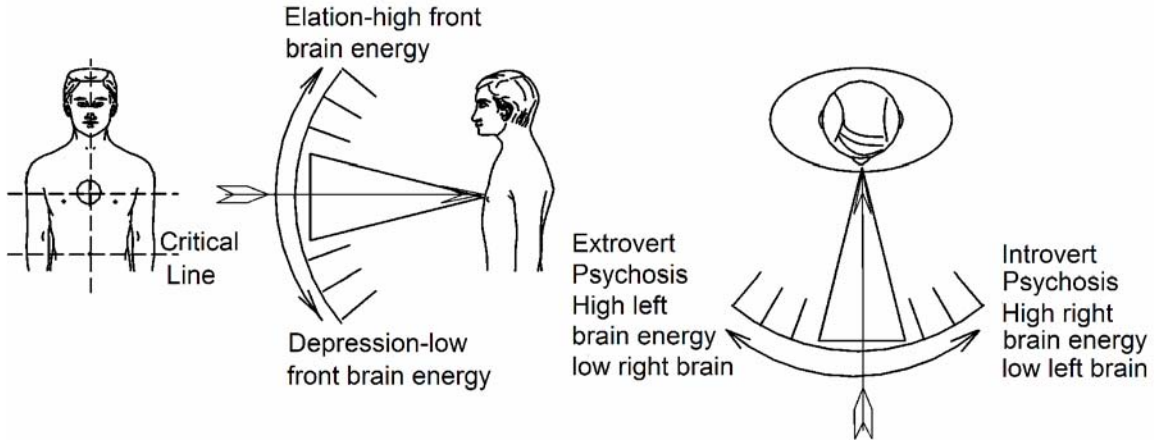


Figure 1.2 The effects of the Assemblage Point location and entry angles on brain energy.

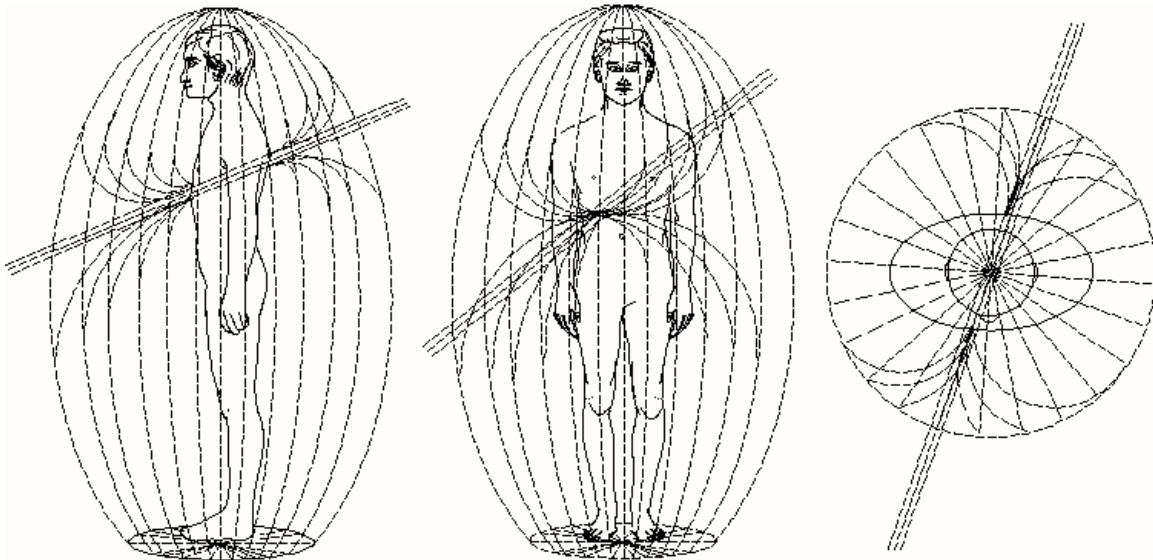


Figure 1.3 A misaligned or dropped Assemblage Point location and energy field distortion.

At the time of birth, the Assemblage Point is positioned at the navel area. However, the Assemblage Point location for the physically and mentally healthy adult is close to the thymus gland in the centre of the chest. In someone who is suffering from mental or physical symptoms or disease, the Assemblage Point will be found in a different location. As we approach our time of death, our Assemblage Point moves down towards the navel. This knowledge has profound implications for world health and the advancement of current medical models, therapies and practice.

Misalignment Causes Mental and Physical Health Problems

For most healthy people, the idea that how we behave and how we feel is beyond our rational control is preposterous. For those of us who have experienced a serious physical accident, disease, fever, tragedy, violent intimidation, drug overdose, acute stress or depression, this idea is acceptable and can be easily comprehended. Under

such circumstances many people undergo a personality change, often accompanied by unfamiliar physical symptoms and illness.

Physical fatigue, emotional exhaustion or disease can very easily bring about an involuntary shift of the Assemblage Point, a situation that can be exceptionally dangerous.

Sufferers experience that “something” deep inside them has changed. Although they can remember how they behaved and felt before the incident, it is impossible for them to return to their former self. That indescribable “something” deep inside all of us that can suddenly shift, changing our whole perception of reality including our physical health, is the location of the Assemblage Point.

The Assemblage Point is a concentrated vortex of energy in the quantum and atomic energy body. There are three categories of types of Assemblage Point shifts and these are:

- 1) A movement or change in angle
- 2) A shift or change in angle and location
- 3) A shift in depth or a change in angle, location and size.

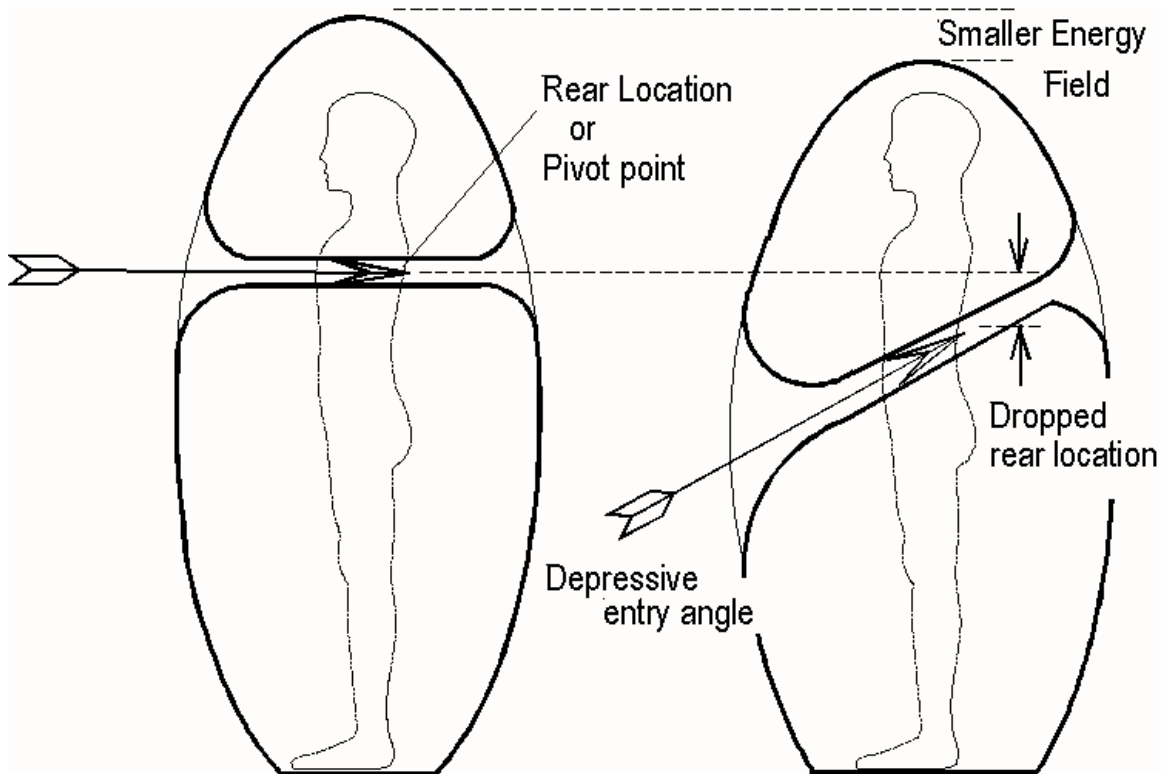


Figure 1.4 A dropped Assemblage Point location reduces energy field vibrational rate, size and power.

The Assemblage Point that “dictates” how we behave, feel and perceive the world. Its location influences our conscious reality and greatly affects physical and mental health. Every one of us has an Assemblage Point and it is very easy to locate. The procedure for locating and correcting it is quick, simple and painless. Manipulation of

the location of the Assemblage Point can change our state of consciousness, increase our biological energy levels and improve general health. Familiarity with its location and performing regular adjustments to it can accelerate personal development and improve mental and physical efficiency. Correct alignment of the Energy Body with the physical body are vital for our physical and mental well-being. Figure 1.1 shows the correct alignment.

Violence, intimidation, bereavement, shock, accidents, trauma, drugs, toxins and illness can easily dislocate the Energy Body's alignment. Depending on the severity and direction of the misalignment, various psychological and physical symptoms will be present. Gross misalignment of the Energy Body is present in depression, numerous psychotic and psychological disorders, drug and alcohol addiction, toxicity, leukaemia, cancer, auto immune defence syndrome (A.I.D.S.), myalgic encephalomyelitis (M.E.), multiple sclerosis (M.S.), post natal depression, schizophrenia, epilepsy, senile dementia (Alzheimer's), coma, Parkinsonism, etc.. It is a simple matter to find out the alignment of a person's Energy Body by locating the Assemblage Point.

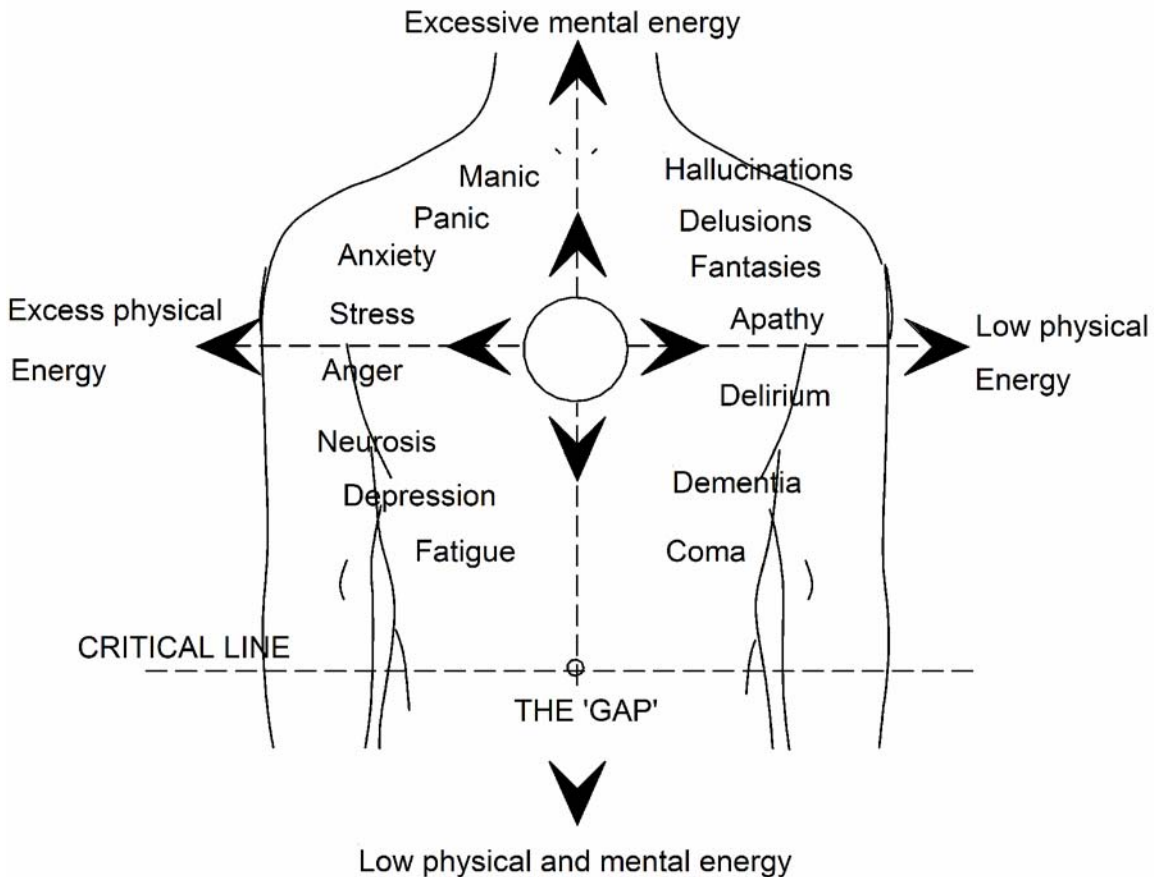


Figure 1.5 The 'off centre' map showing approximate locations for various symptoms.

For optimum health and vitality, energies in the left and right sides of the brain should be equal and the quantum and atomic energy field is equally distributed about the body's central meridian line. The ideal location for the Assemblage Point is the central

position, shown in figure 1.1. In this position balanced biological energy flows around the central nervous system and the many organs and glands function in harmony. This ideal alignment is rare. With most people the Assemblage Point will be found entering on the right side of the chest's central meridian line; this is due to the excessive left brain activity resulting in physical and mental activity, that is demanded by today's stressful life style. Drugs, toxins, illness, accidents and emotional trauma are the most common causes of misalignment. Once misalignment has occurred, though not impossible, it is very difficult, to re-establish the original position by one's own efforts or by orthodox medical therapies.

Neither orthodox nor complementary medicine has the diagnostic or treatment procedures to correct the body's quantum and atomic energy field alignment. However, realignment is a simple procedure that takes a few minutes to execute. Misalignment causes mild to serious imbalances of energy distribution in the brain and nervous system, upsetting endocrine and hormone functions. The symptoms directly relate to the location and entry angle as in figure 1.2. The further the location is outside the shaded area in figure 1.2, the more acute the listed symptoms. Figure 1.5. gives the approximate positions for various physical and psychological symptoms. The symptoms experienced will vary according to the location and the angle of entry. Severe misalignment causes acute disturbances in the functioning of the organs and glands. Over a period of time, biological damage can occur. A dropped Assemblage Point causes energy field distortion, lower vibrational rate and lower energy field power. This effect is shown in figures 1.3 and 1.4.

Today, psychiatrists, psychologists and other health professionals do not employ Assemblage Point location in their diagnosis or correct gross misalignment. The alignment of the body's quantum and atomic energy field controls the way we feel, think and our perception of reality. It is almost impossible to correct alignment by psychoanalysis, talking, thinking or by medication. Therefore the currently employed usual method is to give drugs to relieve or mask the symptoms caused by misalignment. Shifting the location of the Assemblage Point and adjusting the angle will alter the state of human consciousness. The following two case studies illustrate the profound connection between health and the patient's Assemblage Point location. In the first case, the Assemblage Point location is low on the right side of the chest and in the second case it is on the left side of the patient's chest.

Case 1. Clinical Depression following Concussion

Tony B, aged 13, March 1996. Four years previously, Tony had fallen backwards from a high stone wall at his school. He had lost consciousness and was hospitalised for concussion. He suffered headaches and vomiting after regaining consciousness. Later he developed alopecia and eczema at the site of his head injury (parietal bone left side). Tony's mother reported that he had been a very energetic and extrovert boy before the accident. However, since the accident he had not attended school; he had developed agoraphobia and insomnia, and hardly ever left his bedroom. Over the years he had seen many specialists for various examinations, X-rays and scans. He had received extensive treatment from homoeopaths, osteopaths and a physiotherapist, with some slight improvements. More recently, his psychiatrist had voiced the opinion that he was suffering from M.E. and that he would have to go into

hospital for drug tests. He was receiving antidepressants and anti-inflammatory analgesics.

On examination, the location of his Assemblage Point was found to be very low down on the right side, just above the critical line at the navel. His depressed attitude, slurred speech, monotone voice and hunched posture were confirmation of the low location. Tony admitted that he was always staring at the ground. He complained of having no energy and extensive pains. Tony was a co-operative patient, so shifting his Assemblage Point up and across to the central location was easy. He agreed to ancillary treatment with electronic gem therapy lamps.

Two weeks later, on his second visit, his mother reported he had been cycling and attending local social functions and that he had been sleeping far better. Tony told us that he had experienced much more energy, but over the last few days he complained that it had "dropped away". Examination revealed that his Assemblage Point had partially dropped. This is normal with long-term misalignment. He received treatment similar to that on his first visit. On his third visit, he arrived on his bicycle, having cycled 12 miles. His complexion, energy, speech and posture were much better. His Assemblage Point had slipped down a little. Tony said that his psychiatrist had noted a significant change in him.

Tony's alignment was corrected five times over a 3 month period. Each time the correction distance was less, and the interval between visits was greater. Six months later, Tony was free from pain, sleeping normally, off all medication, and was taking up extrovert activities, including archery and fishing. Given the length of time that he had been ill, his recovery was remarkable. He left behind 4 years of negative states of consciousness, that had considerably disrupted his education and personal development. Tony's case is a classic one of "dropped Assemblage Point".

Case 2. Paediatric Psychosis (Autism)

A 6 year old boy. June 1997. This boy was diagnosed with disintegrative psychosis, a variety of autism that possibly develops after vaccination, particularly that given for measles. The reasoning for this is as follows: an autistic youngster seems to be very "out of contact" or dissociated from the world and "dreamy". He (usually a male patient) is very introverted into the right brain hemisphere. If we could use electronic gem lamp therapy to accelerate left brain and retard right brain activity, we may be able to appropriately stimulate the logical reasoning faculties. Accordingly, he was given a one week programme of diamond, citrine and ruby to the left cranial hemisphere and emerald combined with sapphire to the right side of the brain. This was further refined by using Beta frequencies (inducing high brain activity) of around 15 Hz to the left side and retarding, soothing Theta frequencies (3.3 Hz) to the right hemisphere. The penetration was lowered to minimal wattage, in order not to crossover and inadvertently stimulate the opposite side of the brain. Within days he began vocalising well and within a month was forming intelligible sentences. He continued to make rapid progress. He has since learned to use a computer keyboard and happily spends hours amusing himself with electronic games, that, of course, require considerable left brain dexterity. His mother also reports that he has learned to integrate well with his peers.

Left and Right Sided Awareness

It is now a proven medical fact that when the left nostril is deliberately blocked and we breathe in and out through the right nostril only, the left side of the brain becomes more electrically active, compared to that of the right brain. Scientific research has proved this with infrared pictures and other types of brain scanning and monitoring devices. It is also a medical fact that injuries to the left side of the brain affect the muscular co-ordination of the right side of the body and that injuries to the right side of the brain affect the left side of the body (see figure 1.6).

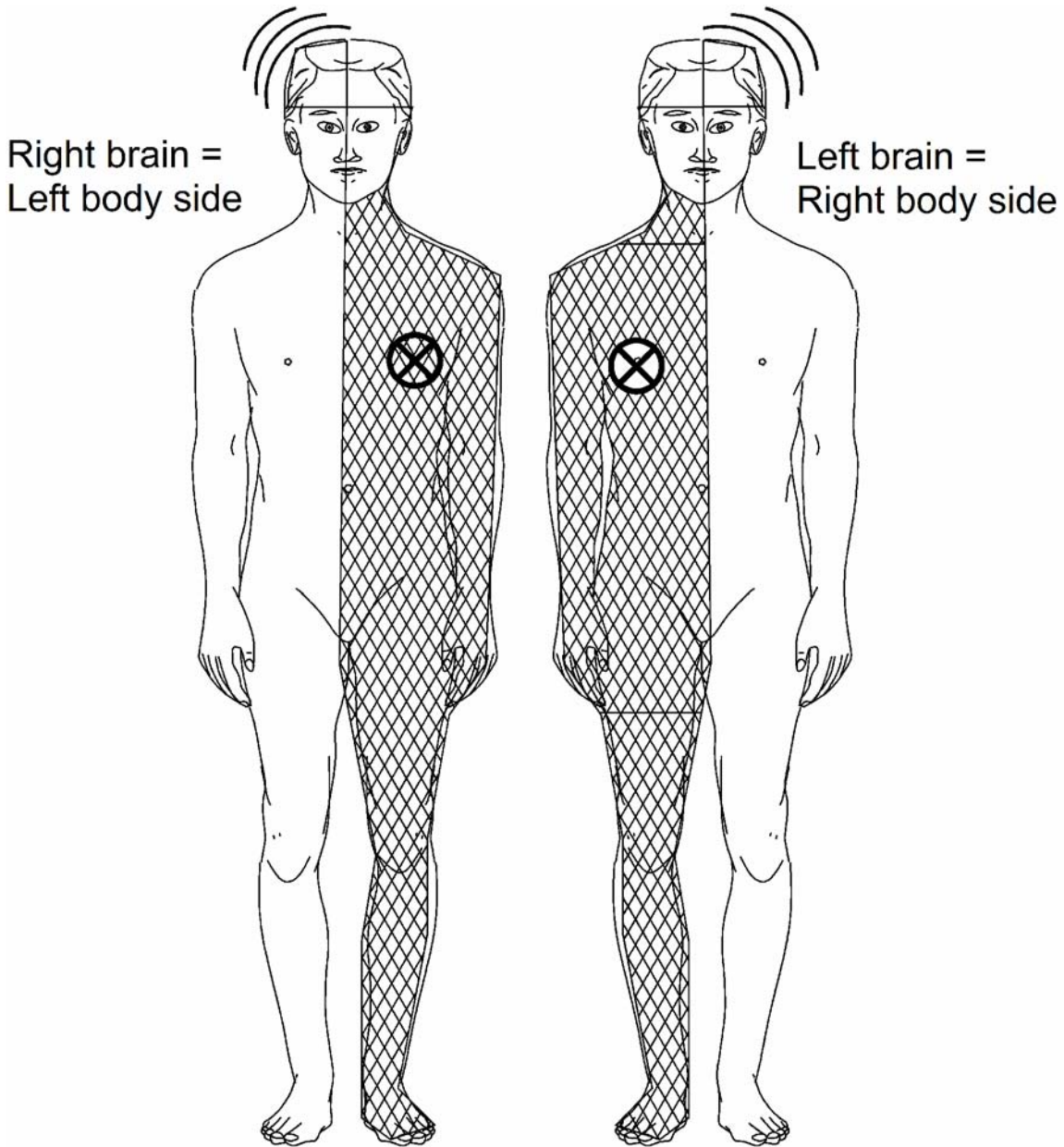


Figure 1.6 Left and right sided body awareness relating to right and left side of the brain.

A not very well known example of the use of this knowledge concerns sinus problems. Should the right or left nostril be obstructed by the sinus, applying pressure under the opposite arm pit will cause the nostril to clear. Massaging the large toe on the opposite foot will also clear the nostril. This simple and effective exercise proves that there is a nervous connection between our nostrils and our opposite large toes and arms. When most people first try these exercises out on themselves, they are astounded. There are many people who have undergone surgery for blocked sinuses, when actually the root of their problems is a blockage in the electrical energy flow of the physical body. In most cases, even after surgery the nostrils remain obstructed.

Scientific researchers using electro-encephalographs to monitor and record the electrical activities of the human brain have demonstrated that the left and right sides of the human brain have distinctly different functions. The left brain activities are currently thought to be: logical thinking and extrovert pursuits, whereas the right brain's activities are associated with emotional feelings and introvert spatial conceptions. Medical researchers have not been able to adequately explain the reasons for the distinctly different functions of each half of our brain. However, if we take a larger overview of the human body and include in this overview the electrical and chemical activities associated with each side of the body, then the reasons become clearly evident.

If the left side of the brain is damaged by a blood clot or internal bleeding, resulting from a stroke or head injury, the right side of the body can become paralysed. The left brain controls the right side of the body and, as everyone knows, the liver is located on the right side of an adult's body. Whilst the spleen, and to some extent also the heart, are located on the left side of the body, that relates to the right side of the brain. The liver has many important functions and its healthy activity is essential for life. The most urgent of its functions is keeping a steady concentration of glucose in the blood to replace what is consumed as fuel. The brain keeps no stores at all and quickly dies if supplies from the liver are cut off.

As all stressful or intimidating situations place a heavy demand for glucose on the liver, and the liver is on the right side of the body, the situation is reflected by excessive left brain electrical activity. Excessive electrical energy in the left side of the brain has for some years now been scientifically associated with stress. Accompanying stress are raised blood pressure, increased heart rate and muscle tension, together with increased levels of adrenaline in the blood. Stressful situations prepare the body for the extrovert activities of "fight" or "flight". Intimidation and stress unbalance the chemical and electrical functions in the body and brain. This imbalance moves the Assemblage Point to the right side of the body reflecting the increased electrical activity in the left brain and liver. Almost everyone who experiences a seriously stressful or intimidating incident will take several days or even months to recover. In extreme cases, the person experiences post traumatic shock syndrome and may never recover their original Assemblage Point location.

Brain Frequencies And Health

Assemblage Point location affects the left and right brain energy levels and the brain's predominant operating frequencies. A person's state of health and consciousness is

directly related to their brain frequencies. The brain frequencies of panic are very much faster than sleep (figure 1.7).

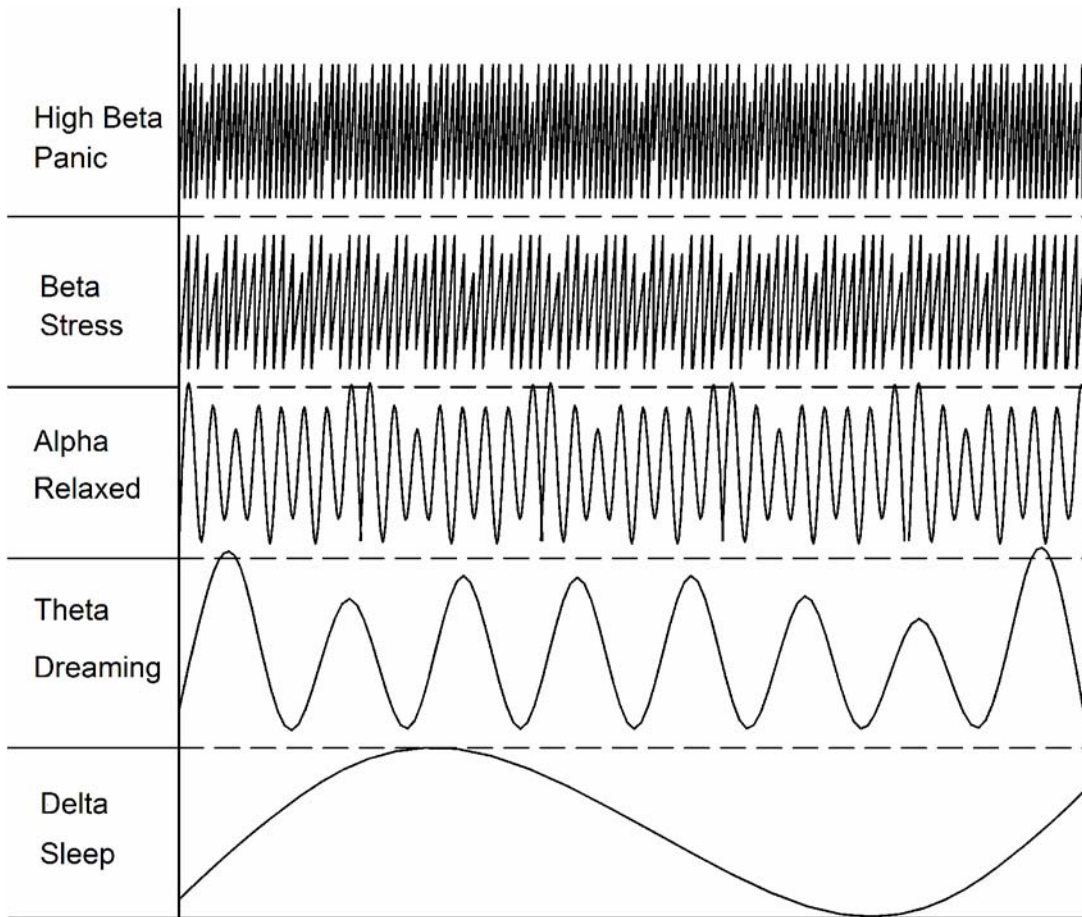


Figure 1.7 Brain frequencies showing the number of cycles per second or Hz.

- 1) Very fast brain frequencies greater than 25 Hz or cycles per second produce corresponding states of anxiety, panic, anger and psychosis. This range is called High Beta and if sustained for long periods, it is dangerous for our health and can cause physical damage.
- 2) Fast brain frequencies in the range 14 - 25 HZ relate to attention focussed on external affairs and are called Beta. In the long term, excessive preoccupation with activities that induce or require the brain and body to operate at Beta frequencies can be hazardous due to the physical stress they impart.
- 3) Medium speed brain frequencies between 7.8 - 14 HZ produce a relaxed state of consciousness, with attention divided between internal and external activities. This range of frequencies is called Alpha and is often referred to as the meditation frequencies. Meditation lowers brain frequencies from the stressful Beta range and can, for some people with a predisposition for symptoms associated with High Beta waves, resolve their problems.

- 4) The slow brain frequency range of between 3.2 - 7.8 HZ produces a wide range of internal mental phenomena. This frequency range is called Theta. The attention is directed to internal brain activities such as dreaming, trance and other so called mystical states. Hypnosis is a method of inducing Theta states of consciousness where the brain is very susceptible to outside programming. In these states of consciousness emotional and physical pain are substantially reduced.
- 5) Very slow brain frequencies of 0.1 - 3.2 HZ are related to states of unconsciousness, deep sleep, anaesthesia and coma, where there is an absence of feelings or pain.

The body's network of nerves transmit modulations of the brain frequencies to every part of the body. Therefore, when the mind is stressed or relaxed, the physical body follows in sympathy. Indeed, the nervous system is a finely tuned feedback system. In situations where the physical body is stressed by illness or injury then the brain frequencies increase and we experience a related mental discomfort.

- 1) Assemblage Point locations on the right side of the body (figure 1.6) can be uncomfortable and distressing. They induce and are associated with an increase in left brain activity and Beta brain frequencies together with a preoccupation with extrovert attention and activities. This is accompanied by higher blood pressure, heart rate and adrenaline levels and excessive physical and nervous energy.
- 2) Conversely, locations on the left body side (figure 1.10) induce and are associated with an increase in right brain activity and Theta brain frequencies, together with a preoccupation with introvert attention and activities. This is accompanied with lower blood pressure, heart rate and increased levels of endorphin, the body's natural pain killer.
- 3) Central Assemblage Point locations (figure 1.1) are very beneficial for health, and personal and social development. They induce balanced brain and bodily activities and Alpha brain frequencies, together with relaxed and balanced internal and external attention. This is accompanied by normal blood pressure, heart rate and balanced bodily functions.
- 4) Low Assemblage Point locations (figures 1.9 and 1.11] are very dangerous to health. They induce and are associated with low frontal brain energy and low Alpha and Theta brain frequencies. When the Assemblage Point is on the right side, the symptoms are physical and mental depression. When the Assemblage Point location is low on the left side, it is associated with catatonic symptoms and coma. The blood pressure and heart rate will be slow and weak and the muscle tension will be low.
- 5) High locations on the right or left are dangerous to health and society. They reflect in an increase in frontal brain energy and excessively high Beta brain frequencies. When the Assemblage Point is located high on the far right, it induces extrovert psychotic behaviour. When it is high on the far left, introvert psychotic behaviour is experienced.

The Assemblage Point Location and its angle of alignment affect the state of the patient's consciousness and the way their internal organs function. Manually shifting the Assemblage Point is the fast way back to normality, high biological energy and improved mental and physical health. Realignment should be done as soon as possible after the incident that caused the misalignment, to minimise the possibility of physical damage and disease manifesting as a result of long term imbalances in biological energy distribution. Even in patients who have been sick for a long time, realignment can make a significant contribution to their recovery. Where detrimental Assemblage Point locations are associated with, or are perhaps due to the presence of, toxins in the patient's body, or there is physical damage or gross malfunctions of any of the organs, these problems will also have to be addressed. The procedures for this are covered in later chapters.

The Stress of The Shift to The Right

This is the most commonly found misalignment. Symptoms are compulsive mental and physical activity and are illustrated by the following case studies.

Case 3. Chronic Panic Attacks

Clare W, aged 18. September 1996. Clare reported that she was experiencing panic attacks that had started years before when she was attending junior school. She had been seeing a clinical psychologist since breaking her leg when having an attack. Her Assemblage Point was checked and found to be on the far right side of the chest at an acute angle, passing through the heart. There was also a shadow location 8 cm higher up, in the location for panic. The shadow location and her Assemblage Point were joined and shifted to the centre. Just over a year later, a letter was received from her. She wrote that she had not experienced any attacks since her treatment, and that she had now gained complete control over herself and her life.

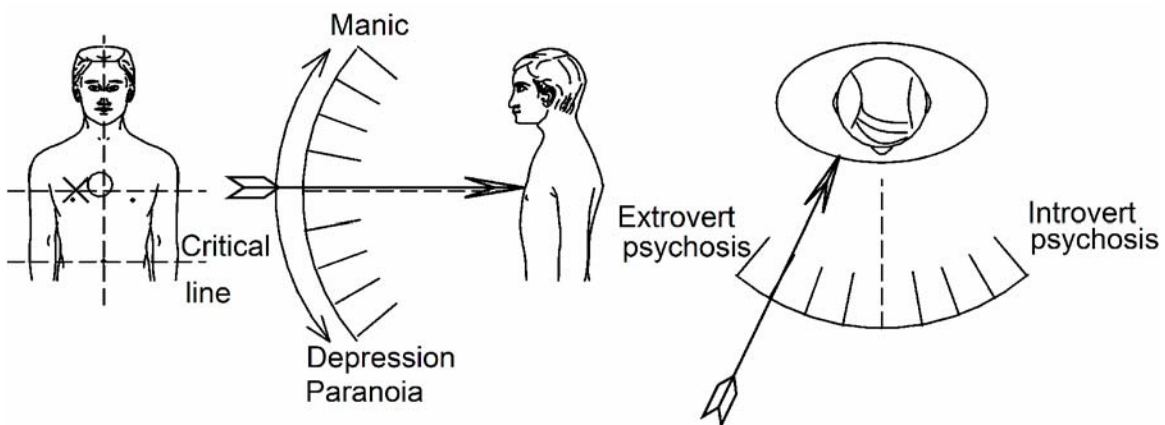


Figure 1.8 Assemblage Point shift to the right

Case 4. Executive Stress

Ms R.J., Business Manager. September 1998. The patient reported, "I had been experiencing a very stressful time at work. I had been working 6 days each week until late at night for many months. I had had more than my fair share of problems with junior staff. Due to this, I was drinking and smoking too much, and finding it very difficult to relax. I had had my Assemblage Point shifted to the centre 2 years previously, so I knew what to expect. However, its location was further on the right this time. The shift made me feel much less stressed and my pulse rate was much slower afterwards. Most noticeable was my breathing; I had a great feeling of relief and I could breath more deeply and freely; my cigarette and alcohol consumption spontaneously reduced, due to the fact that I felt completely centred again".

The medical diagnosis for those having their Assemblage Point in the above patient's location is stress. Excessive feelings of anxiety, panic or anger are indicators of this location. These are associated with High Beta brain-wave frequencies in the left brain. The Assemblage Point moves to the right side of the chest as shown in figure 1.8.

In paranoia the location and angle are to the right and down. In mania the location is high right and the angle is upwards. Manic depression and schizophrenia are associated with oscillations and splits in the Assemblage Point location. On the extreme right there are endless visions of physical activity, violence, killing and sensuality.

Intimidation, worry, overwork, insomnia, cocaine, L.S.D., amphetamines, antidepressants and excessive caffeine can drive the stationary Assemblage Point to the far right. In this position various physical symptoms medically connected with stress will appear. Energy demands are high and sleep will be problematic. High Beta frequency brain activity is present. The attention is external and the awareness of the physical body is attenuated. Locations further to the right cause psychotic behaviour that can include violence and sexual deviations. Left brain energy will be high, right brain low. From this position, drugs, illness or emotional trauma can cause complete exhaustion of the nervous system. The Assemblage Point then drops down towards the critical line as shown in figure 1.9. M.E. is a disease with this location, the Assemblage Point always entering the patient from a low angle up through the liver. Shifting the Assemblage Point to the centre will give immediate relief. Regular shifting will recondition the nervous system back to normal, thus reducing or removing the patient's dependence on drugs.

The Dangers of The Shift Below

This is a dangerous, uncomfortable and distressing location. The indications are very low mental and physical energy with acute psychological instability and physiological disturbances. Impaired functions of endocrine glands and organs may develop. Frontal brain energy will be low. From this location it is virtually impossible to recover without realignment of the Assemblage Point. As the Assemblage Point's rear location or pivot point drops down from the shoulder blade area, muscular coordination becomes affected.

Case 5. Feeling of Detachment from Body, Low Energy, Anxiety and Depression

Tony S, aged 24, April 1997. Tony had been ill for 8 years. He complained of feeling detached from his body, anxious, depressed and having no energy. This condition had started when he first began work at 15 and he had been unable to work for the past several years. He had attended a psychiatrist, psychologist and hypnotherapist. He had also tried acupuncture, healers and a psychoanalyst, throughout that time he reported that his condition had got worse. It required five attempts to successfully shift his Assemblage Point up, from the M.E. location just below the liver. Tony required three more corrections over a 2 month period, during which he made steady progress to recovery.

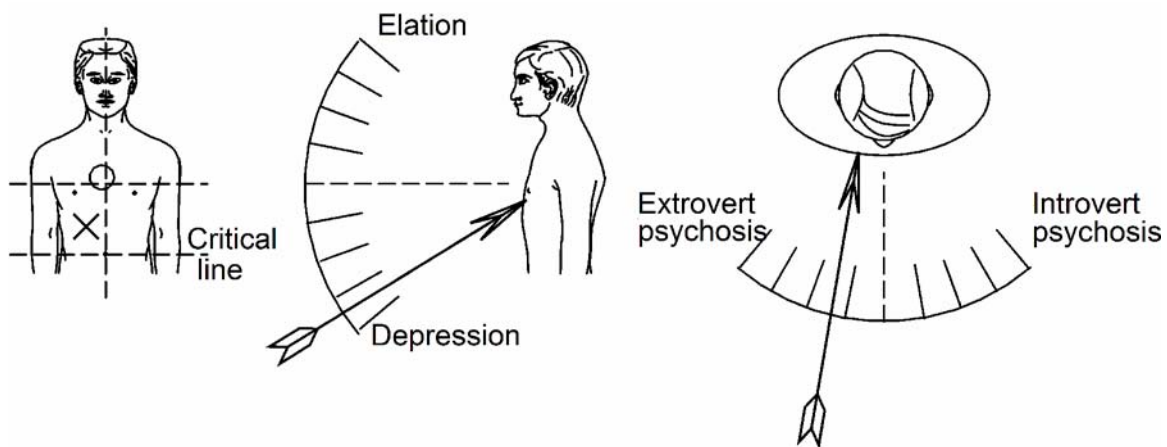


Figure 1.9 Assemblage Point shift below (right side).

With this location, serious psychiatric or physical illness will often be present. Diseases associated are auto immune disease syndrome (A.I.D.S.), cancer, meningitis, cerebral thrombosis, apoplexy, clinical depression, post natal depression, myalgic encephalomyelitis (M.E. syndrome) and multiple sclerosis (M.S. syndrome). As the Assemblage Point moves towards the critical line, the symptoms become worse. Beta activity will mostly be absent. Distressing feelings and emotions are prevalent. Sympathy, placation or chastisement do not help. Toxic material, heavy metals, chemotherapy drugs, poisoning, head injury, drugs, attempted suicide, solvent abuse, violent intimidation, physical shock, electric shock, long term exposure to strong electromagnetic and high voltage electrostatic fields, anoxia, infections and disease can drive the Assemblage Point to this location. Antidepressants will not correct this location. Shifting the location up and over to the centre will immediately alleviate the symptoms. Vibrational levels will increase and more energy will be available even if physiological disease is present. The natural healing process will accelerate.

The Trap of the Shift to the Left

Irrational preoccupation with daydreaming, fantasy, hallucinations and melancholia are the most common indicators for this location. L.S.D. and other hallucinogenic

drugs can cause a shift to the left (or in any direction). Pseudo religious cult brainwashing methods unconsciously shift the location to the left side (figure 1.10).

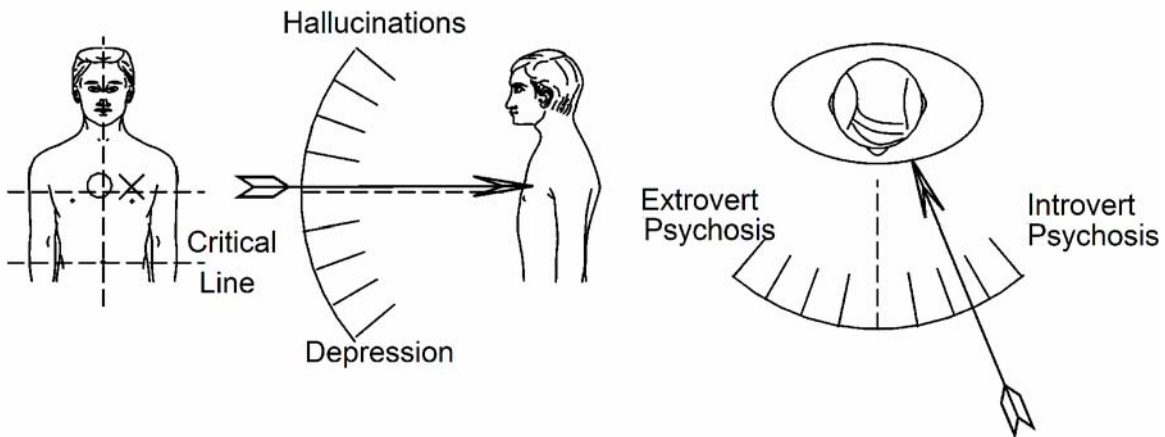


Figure 1.10 Assemblage Point shift to the left

Case 6. Agoraphobia and Clinical Depression

Mr N.O. aged 32, September 1989. This man, a professional sculptor and artist in the film and television industry, had not attended work for over a year. He had developed agoraphobia after ingesting a quantity of L.S.D. at a party. After the effects of the drug had worn off, he became increasingly distressed with work and travelling on the underground railway to London. He was signed off sick by his doctor and attended psychiatric therapy. His situation continued to deteriorate and he spent most of his days dreaming and making drawings of strange science fiction situations in black ink. He attended for Assemblage Point correction at the suggestion of one of his friends. Examination revealed that his Assemblage Point was on the left side of his chest. His Assemblage Point was moved to the right side of his chest and he attended for several more monthly corrections. He eventually made a full recovery back to his former health and activities.

Locations on the extreme left side are associated with visions and experiences of spirituality, religion and God. If the location of the shift is minimal, the results are explained as fantasies of the mind. If the shift is considerable, the results are called hallucinations. Shifting the Assemblage Point to right of the centre will return behaviour to normal. It will increase left brain energy, Beta frequencies and rationality.

Senile dementia, autism, Down's Syndrome and coma are examples where the location will be around the area shown in figure 1.11. In the early stages of these diseases regular checks and correction of the Assemblage Point may slow the progress. Astute doctors and clinicians will in future reverse these diseases by combining Assemblage Point realignment with other therapies. For energy medicine treatment of senile dementia and autism see Chapter Seven.

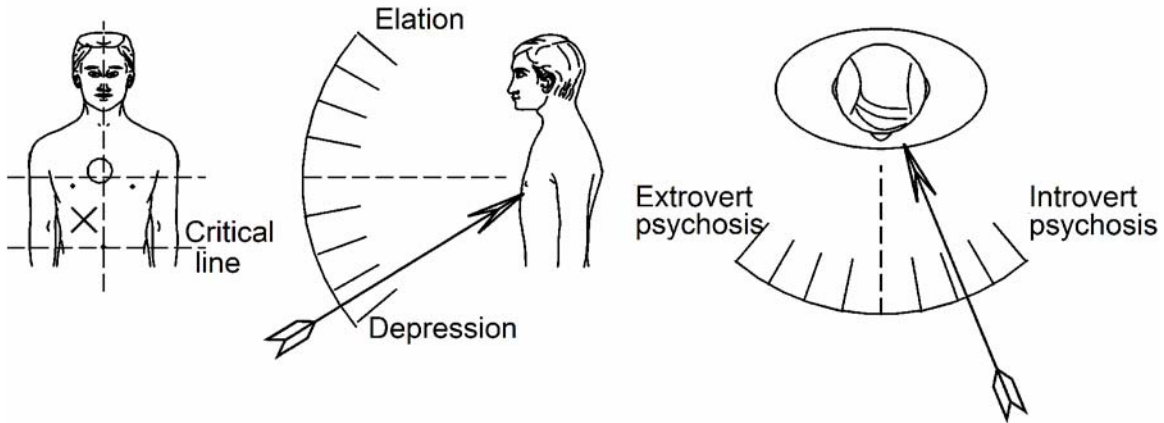


Figure 1.11 Assemblage Point shift below (left side).

The Missing Link to The Limitations of Western Medicine

In the womb, the foetus is assembled via the umbilical cord and the Assemblage Point of the unborn child is at the navel. With birth, the cord is severed and the baby's Assemblage Point moves upwards from the navel to the chest area. Over the course of the first seven years of our life the Stationary Assemblage Point moves up the centre line from the navel and becomes situated in a predetermined position somewhere in the right chest area.

Just below the navel is an aperture caused prior to birth by the umbilical cord. It is a naturally weak area in the field called "the Gap". Death occurs instantaneously, when the Assemblage Point drops to below the navel, causing the body's quantum and atomic energy field to collapse. While the Assemblage Point is above the navel line death cannot occur. Preventing the Assemblage Point from dropping to the Gap, will postpone death. The ethical controversy as to whether or not a patient in a coma should have their life support system disconnected is easily resolved with Assemblage Point diagnosis. If the patient's Assemblage Point can be located, i.e. the patient has an Assemblage Point, then he or she is still alive and it would be unethical to disconnect their life support. If their Assemblage Point cannot be found then the life support system can ethically be unplugged from its electricity supply.

The human spirit departs from the body at the precise moment at which the Assemblage Point traverses the navel meridian line. The Assemblage Point is the missing energy link connecting the human soul with the physical body. This connection is absent in the current Western medical model. Many of the current dilemmas and criticisms that Western medicine are now experiencing can be easily resolved with stringent application of Assemblage Point diagnosis and correction procedures. Not only are the Assemblage Point diagnostics and correction principles applicable to mental and physical disease, but central location can also dramatically improve mental and physical efficiency. This induces stable and efficient states of well being that are very desirable. In the future, greater public awareness of the Assemblage Point will have profound beneficial reverberations for financial, social and political health on a global basis.

This is the end of the page limited Demonstration Copy of 'The Catalyst of Power' by Jon Whale, Ph.D. For further information and to buy the full version of this product, please visit the website:

https://www.DragonRising.com/store/catalyst_of_power/

Or you can contact DragonRising:

DragonRising Publishing

18 Marlow Avenue

Eastbourne

East Sussex

BN22 8SJ

United Kingdom

+44 (0)1323 729 666

www.DragonRising.com